ATTENTION: the winding must be made of four separate wires!

Make sure, that the finished choke does not exceed an overall height of 31.5mm from the base plate bottom to the top coil.

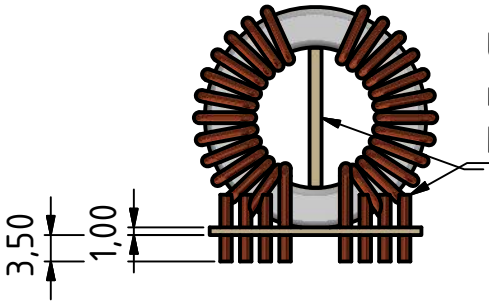

Use temperature-resistant and non-conductive glue to secure both FR4 plates.

Baseplate detail

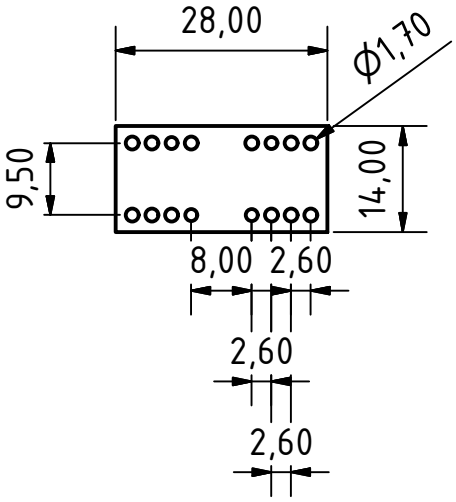

MG200003070			
Core Specification	Wire 1-4 Specification	Separator plate Specification	Base plate specification
Ferroxcube	1.5mm Diameter	FR4	FR4
TX29/19/7.6-3E27	Isolation coating	18.5x9x1.5mm	28x14x1mm

Common mode Inductance: 31.86µH± 25%

	Datum	Name
Gezeichnet	04.10.2021	Wernegger
Kontrolliert	04.10.2021	
Norm		

Winding: 3 turns per side

MG200003070 Output

1

A4

Status	Änderungen	Datum	Name

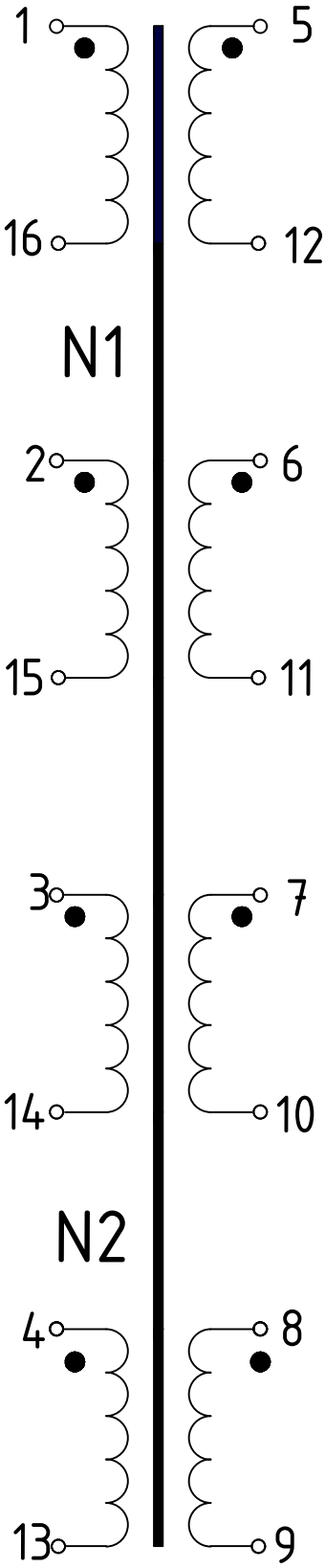

					Datum	Name
				Gezeichnet	04.10.2021	Wernegger
				Kontrolliert	04.10.2021	
				Norm		
Status	Änderungen	Datum	Name			

Electrical Diagram

MG200003070 Output

2

A4

Wiring Instructions						
Wind	Wire	Nr. of turns	Rotation	Pin output	Nr. of layers	Notes
N1	Copper wire	3 3 3 3	+	1-16 2-15 3-14 4-13	1	
N2	Copper wire	3 3 3 3	-	5-12 6-11 7-10 8-9	1	

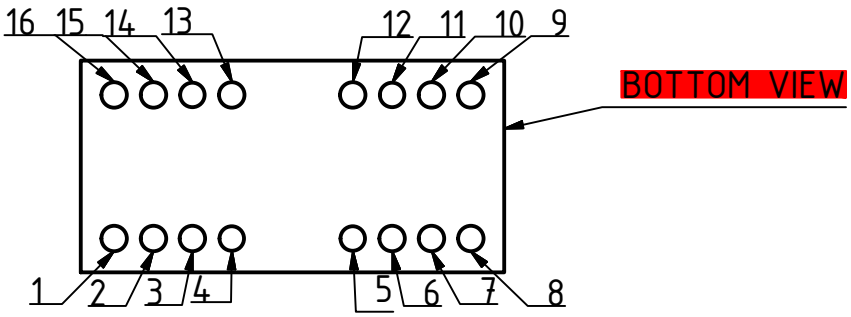

MG200003070			
No.	Test	Test condition	Limits
1	Inductance	Pin 1-4	23.895-39,825uH
2	Turns ratio		
3	Dielectric strength		

	Datum	Name
Gezeichnet	04.10.2021	Wernegger
Kontrolliert	04.10.2021	
Norm		

Wiring instructions
Pinout detail

MG200003070 Output

3

A4

Status	Änderungen	Datum	Name